



## ACCESSORIES

### WARNING

Accessories which are not properly fitted can be dangerous. Read the instructions carefully prior to fitting. Whilst fitting, comply with the instructions at all times. If in doubt, contact your nearest Land Rover Dealer.

### ACHTUNG!

Nicht sachgemäß montiertes Zubehör kann gefährlich sein. Lesen Sie die Montageanleitung sorgfältig, bevor Sie das Teil montieren. Halten Sie sich bei der Montage an die Anleitung. Bei Unsicherheiten wenden Sie sich bitte an Ihren Land Rover Händler.

### AVERTISSEMENT

Les accessoires qui ne sont pas correctement montés risquent d'être dangereux. Veuillez lire soigneusement les instructions avant d'effectuer la pose. Respectez toujours les instructions en cours de pose. En cas de doute, consultez votre concessionnaire Land Rover local.

### AVVERTENZA

Gli accessori non sistemati come previsto possono essere pericolosi. Leggere attentamente le istruzioni prima del fissaggio. Durante il montaggio seguire sempre le relative istruzioni. In caso di dubbio rivolgersi al più vicino concessionario della Land Rover.

### AVISO

Aquellos accesorios que no hayan sido ajustados debidamente pueden resultar peligrosos. Lea las instrucciones detenidamente antes de iniciar el montaje. Durante el montaje siga las instrucciones en todo momento. En caso de duda póngase en contacto con su Concesionario de Land Rover.

### ADVERTÊNCIA!

Os Acessórios que não são montados adequadamente podem ser perigosos. Leia as instruções cuidadosamente antes de montar. Durante a montagem, obedeça as instruções todo o tempo. Se tiver alguma dúvida, contacte o Concessionário LandRover mais próximo.

### WAARSCUWING

Accessoires die niet op de juiste wijze zijn gemonteerd kunnen gevaar opleveren. Lees zorgvuldig de instructies alvorens met de montage te beginnen. Houd u tijdens de montage te allen tijde aan de instructies. Neem bij twijfel contact op met de dichtstbijzijnde Land Rover dealer.

### ΠΡΟΕΙΔΟΠΟΙΗΣΗ

Τα προαιρετικά εξαρτήματα που δεν έχουν τοποθετηθεί σωστά μπορεί να είναι επικίνδυνα. Διαβάστε τις οδηγίες πριν προχωρήσετε στην τοποθέτησή τους. Κατά την τοποθέτηση, τηρείτε συνεχώς τις οδηγίες. Αν έχετε οποιαδήποτε αμφιβολία, επικοινωνήστε με τον πλησιέστερο αντιπρόσωπο της.

### 注意

正しく取り付けられていない備品があると、事故の原因になります。取付ける前にこのマニュアルをよくお読みください。取付けの際は必ずこのマニュアルにある指示に従ってください。何か不明な点がありましたら、お近くのランド・ローバー社のディーラーまでお問い合わせください。



## FITTING INSTRUCTION

Fire Extinguisher

## EINBAUANLEITUNG

Feuerlöscher

## INSTRUCTION DE MONTAGE

Extincteur

## ISTRUZIONI PER L'USO

Estintore

## INSTRUCCIONES DE MONTAJE

Extintor

## INSTRUÇÕES DE MONTAGEM

Extintor de Incêndios

## MONTAGEHANDLEIDING

Brandblusser

## ΟΔΗΓΙΑ ΤΟΠΟΘΕΤΗΣΗΣ

Πυροσβεστήρας

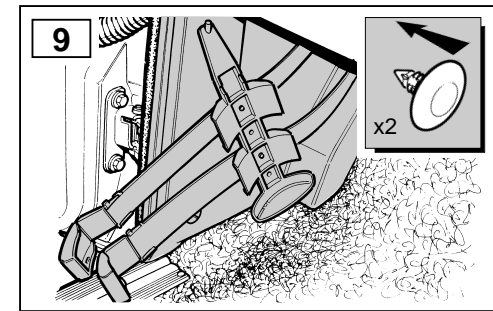
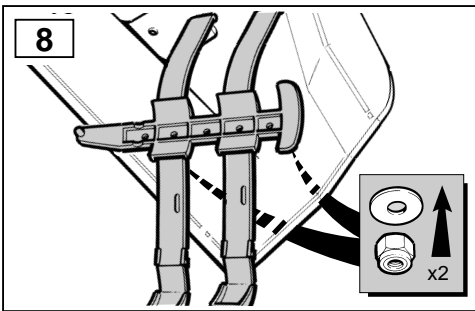
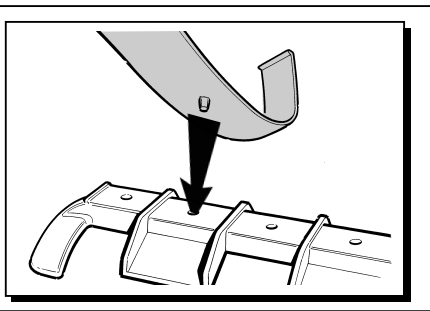
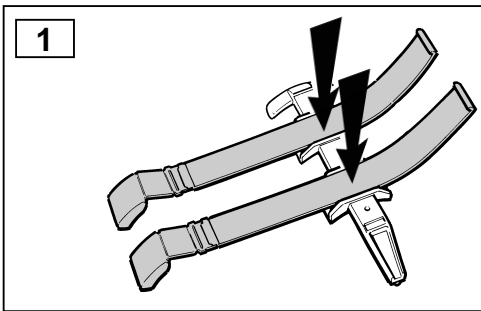
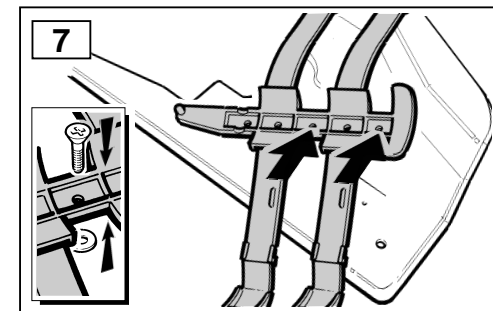
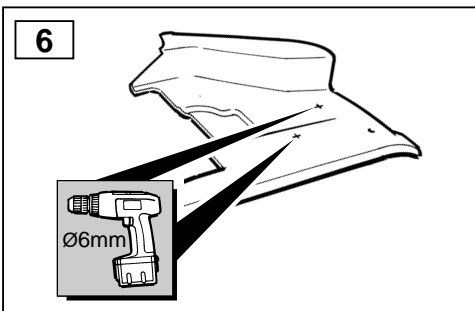
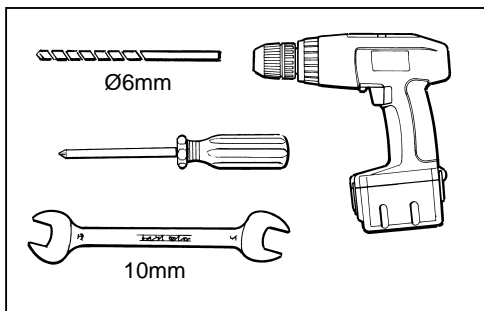
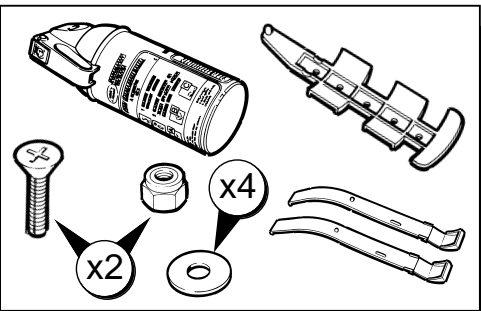
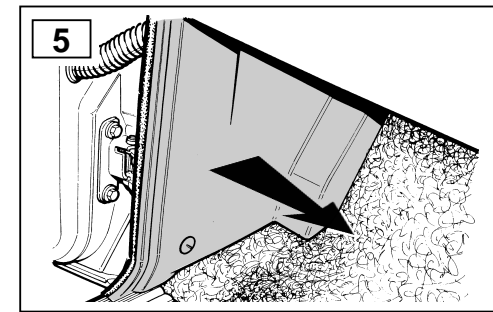
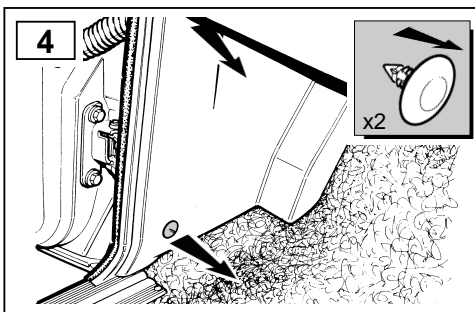
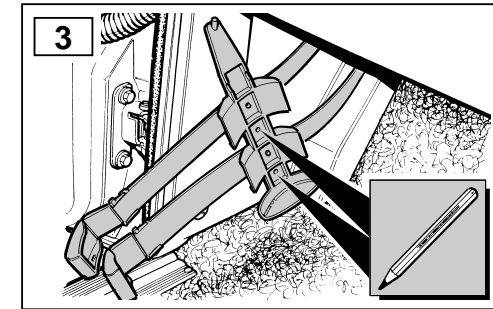


## 取付用マニュアル

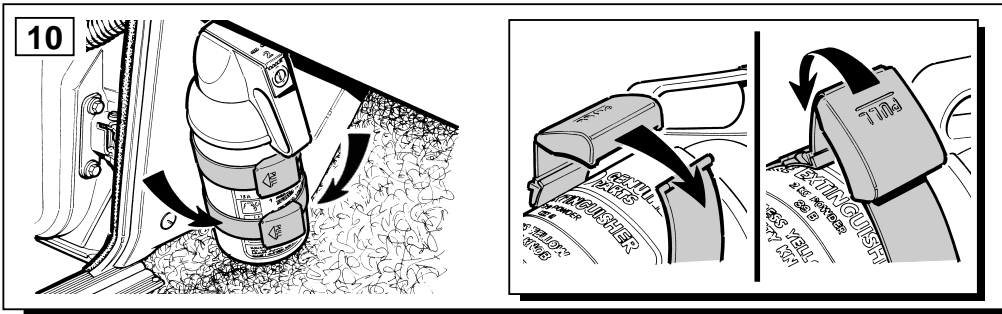
消火器



**DISCOVERY**

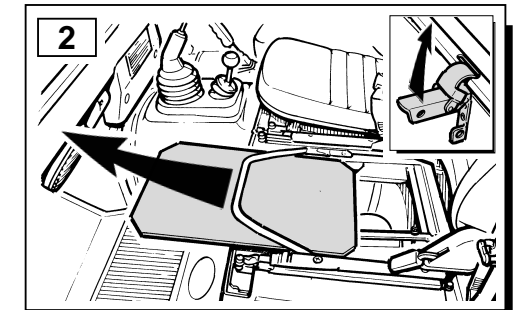
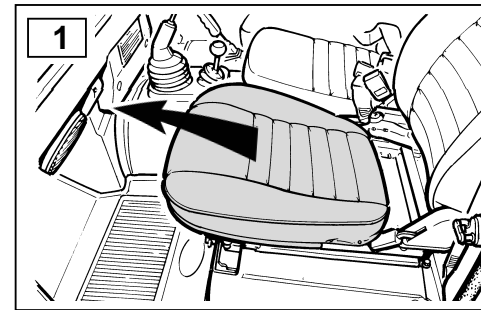
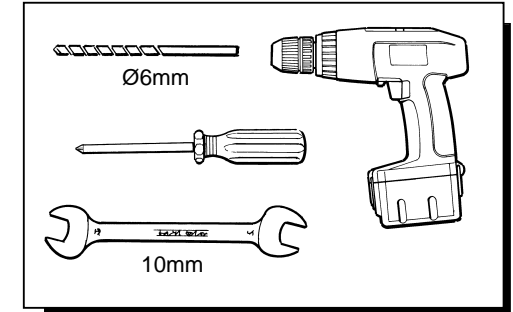
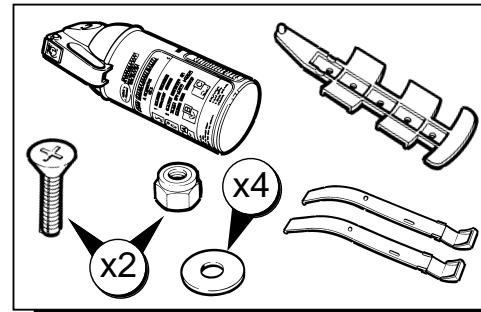
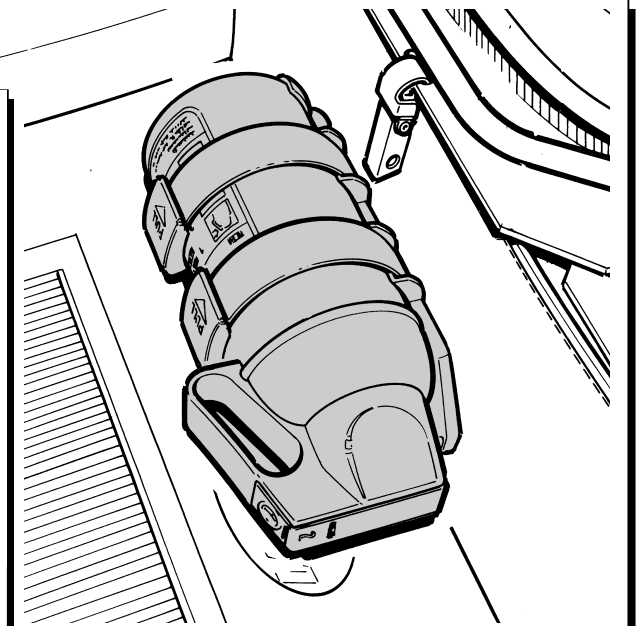
- (GB)** Passenger side
- (D)** Beifahrerseite
- (F)** Côté passager
- (I)** Lato del passeggero
- (E)** Lado del pasajero
- (P)** Lado do passageiro
- (NL)** Passagierszijde
- (GR)** Πλευρά του συνοδηγού
- (H)** 助手席用

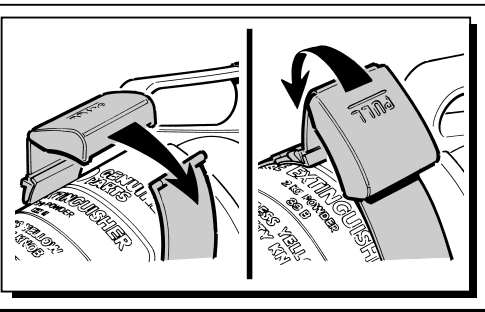
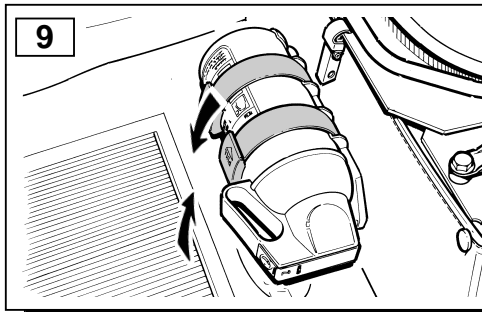
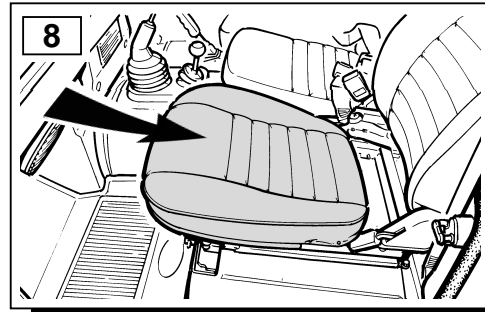
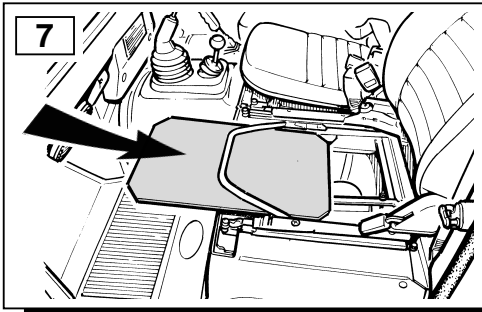

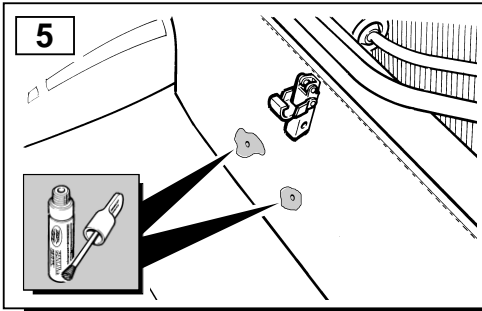
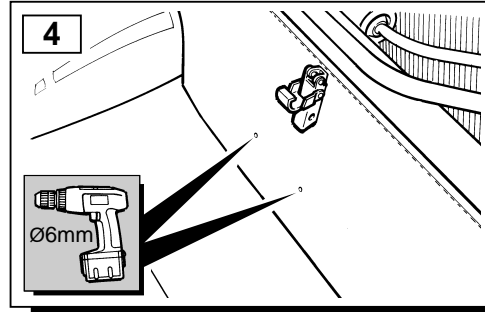
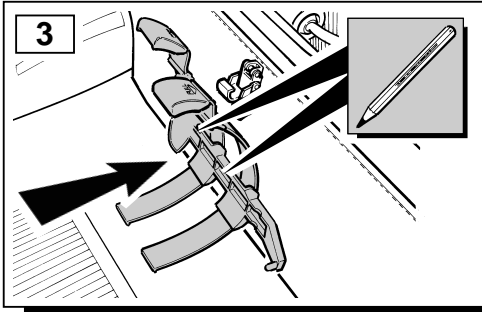




## DEFENDER

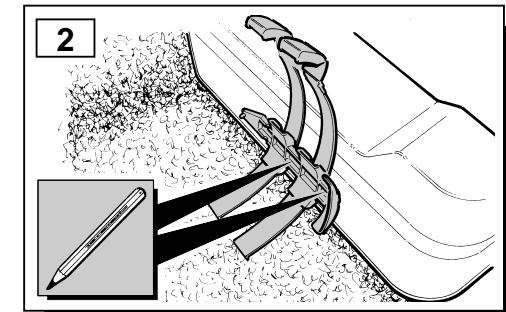
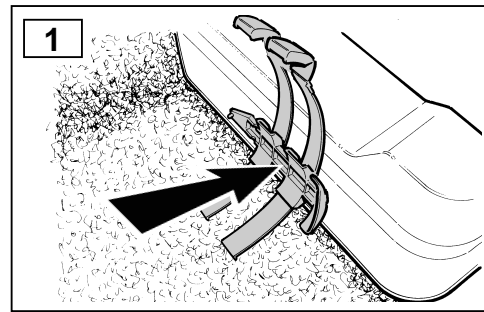
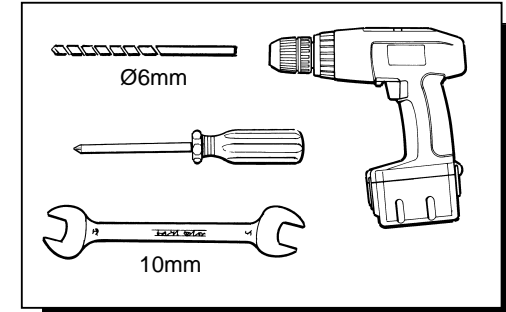
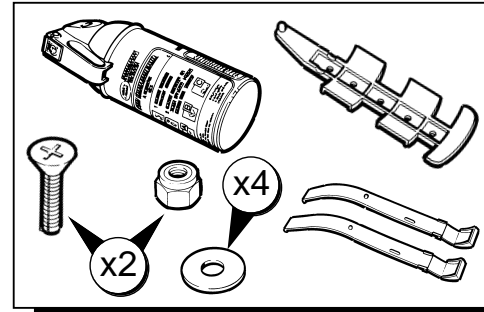
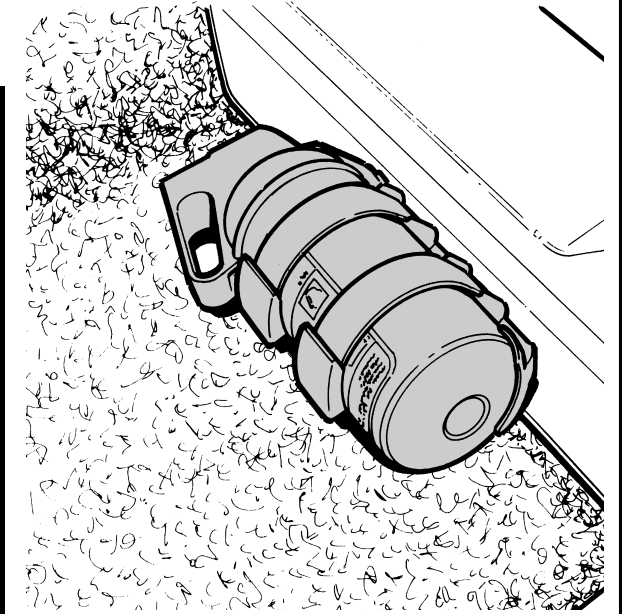
- (GB) Passenger side
- (D) Beifahrerseite
- (F) Côté passager
- (I) Lato del passeggero
- (E) Lado del pasajero
- (P) Lado do passageiro
- (NL) Passagierszijde
- (GR) Πλευρά του συνοδηγού
- (H) 助手席用

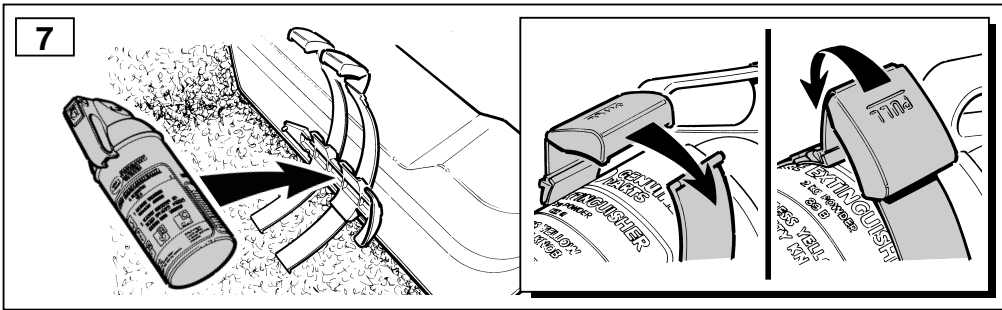
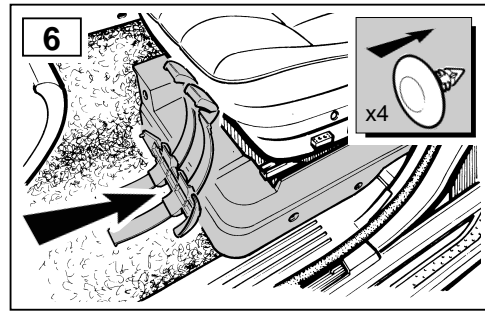
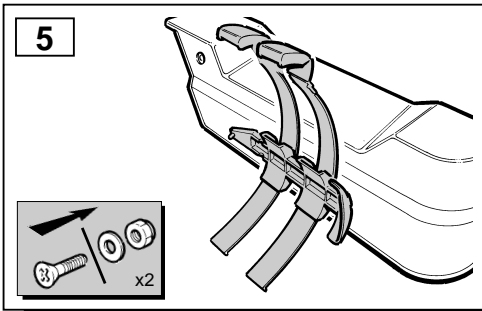
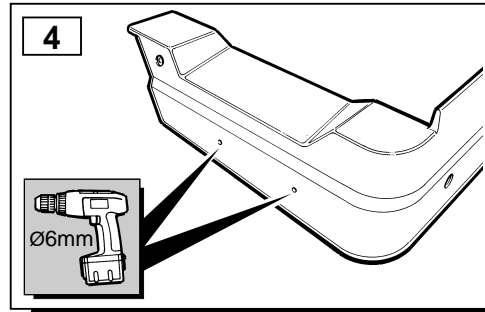
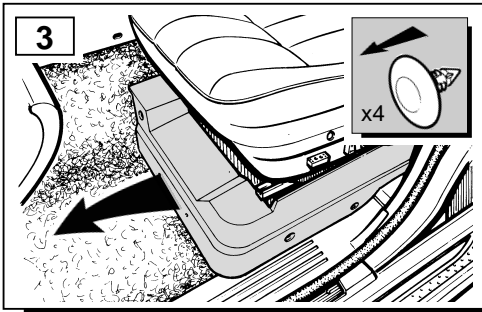




**RANGE ROVER**


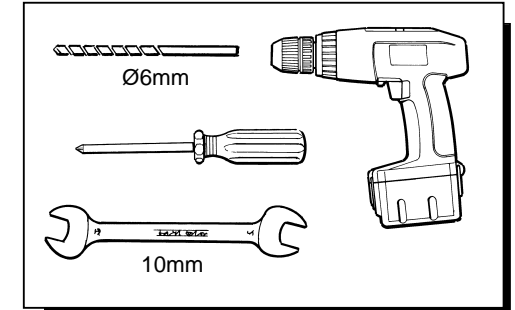
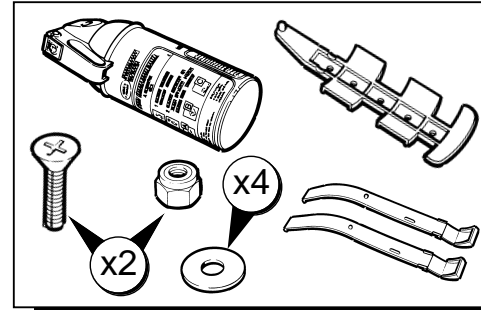
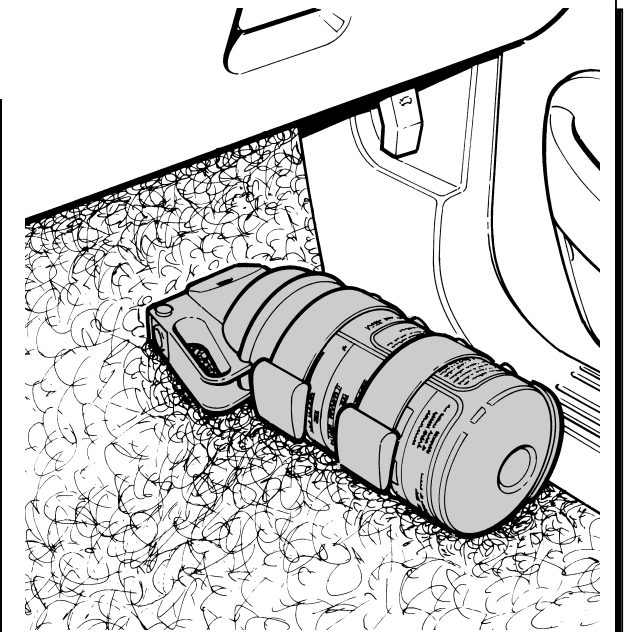
- (GB) Passenger side
- (D) Beifahrerseite
- (F) Côté passager
- (I) Lato del passeggero
- (E) Lado del pasajero
- (P) Lado do passageiro
- (NL) Passagierszijde
- (GR) Πλευρά του συνοδηγού
- (H) 助手席用



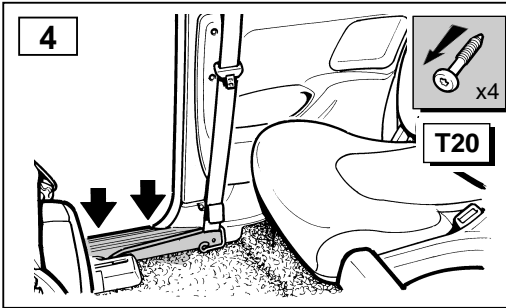
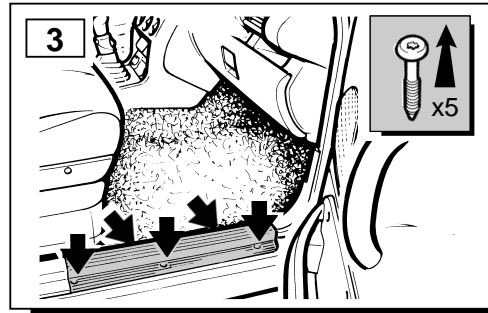
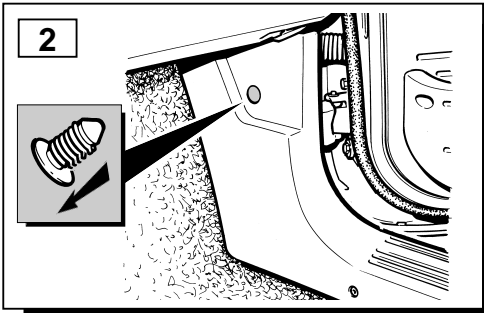
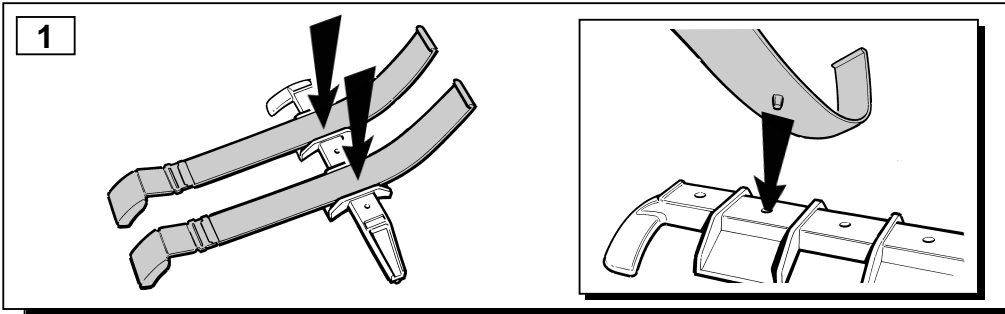


## FREELANDER

- (GB)** Passenger side
- (D)** Beifahrerseite
- (F)** Côté passager
- (I)** Lato del passeggero
- (E)** Lado del pasajero
- (P)** Lado do passageiro
- (NL)** Passagierszijde
- (GR)** Πλευρά του συνοδηγού
- (H)** 助手席用



- (GB)** 3 and 5 door vehicles
- (D)** 3-türige und 5-türige Fahrzeuge
- (F)** Véhicule à trois et cinq portes
- (I)** Veicoli da 3 e 5 portiere.
- (E)** Vehículos de 3 y 5 puertas
- (P)** veículos de 3 e 5 portas
- (NL)** Drie- en vijfdeurs modellen
- (GR)** 3-πορτα και 5-πορτα οχήματα
- (H)** 3 ドア車と 5 ドア車



- (GB) 3 Door Only
- (D) Nur 3-Tür.
- (F) 3 portes uniquement.
- (I) 3 porte solamente.
- (E) 3 puertas solamente.
- (P) Apenas 3 portas.
- (NL) Alleen driedeurs.
- (GR) 3-πορτα μόνο
- (B) 3 ドアのみ

