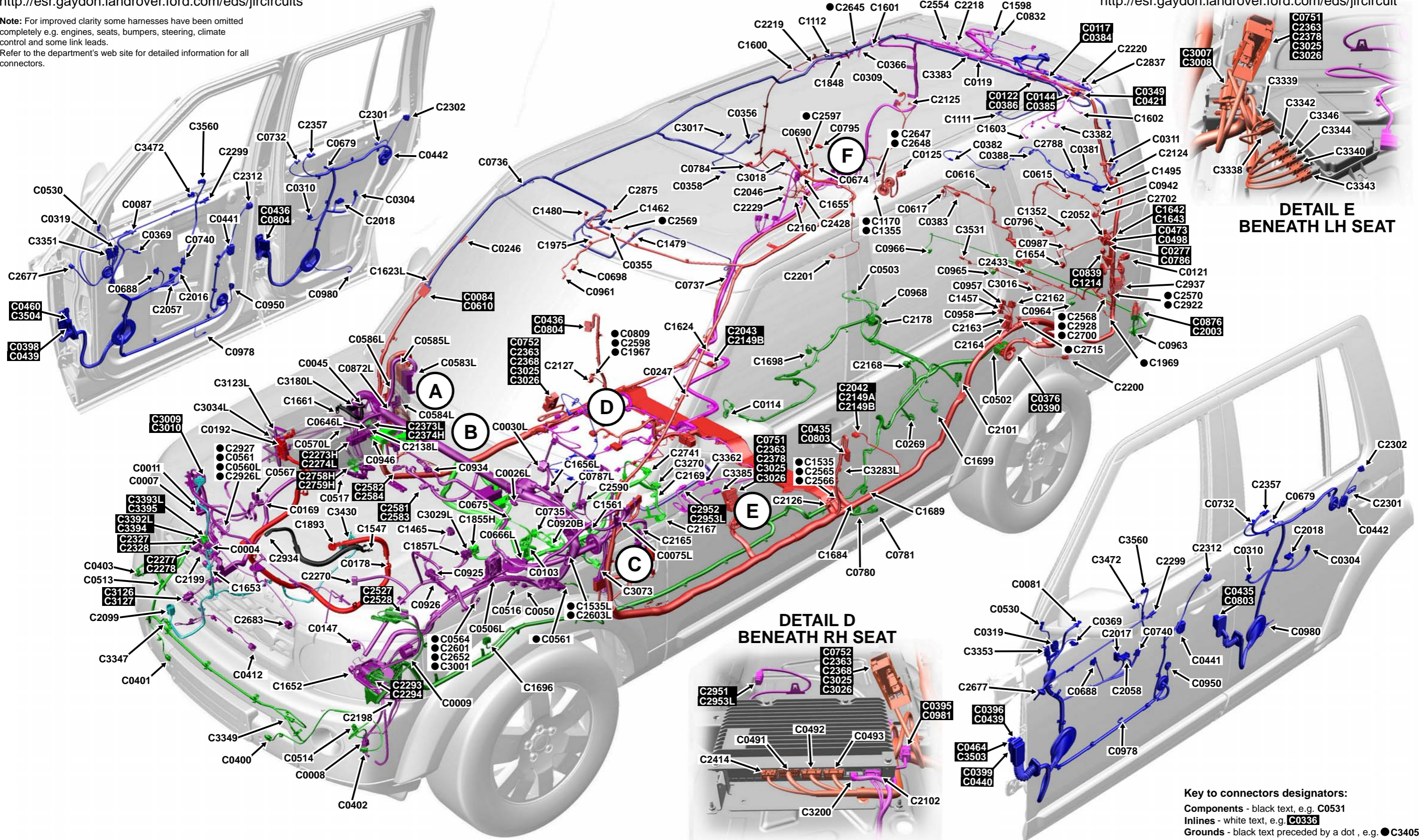


CONNECTOR QUICK REFERENCE GUIDE

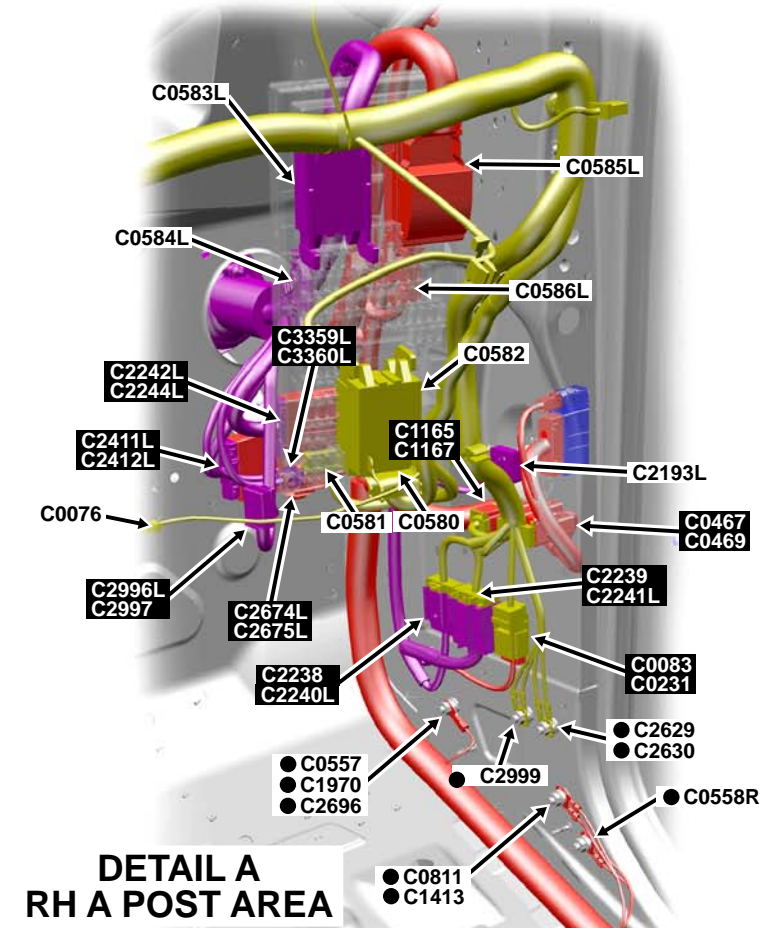
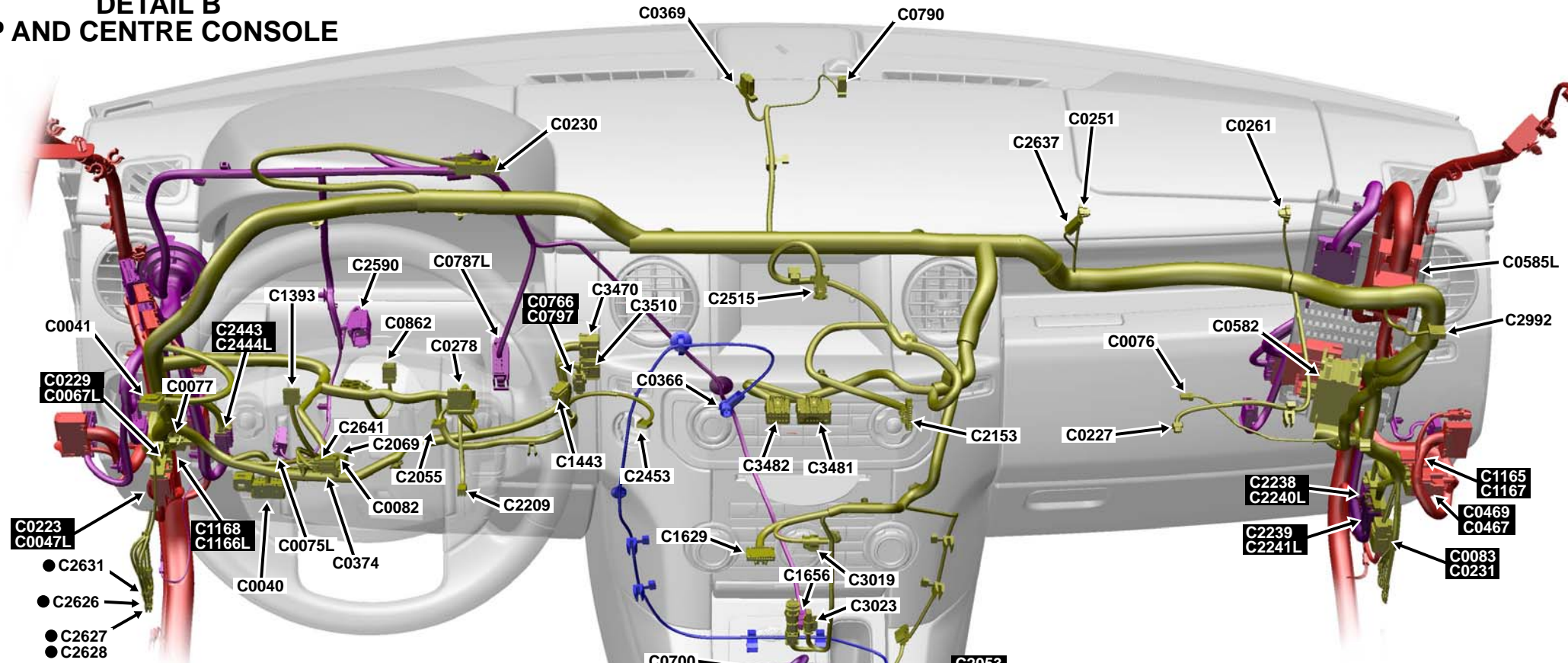
Document Objective: To provide basic connector location information only, including in-lines and grounds.
 For detailed connector information refer to the Electrical Reference Library (ERL) at the EDS web site:
<http://esr.gaydon.landrover.ford.com/eds/jlrcircuits>

Note: For improved clarity some harnesses have been omitted completely e.g. engines, seats, bumpers, steering, climate control and some link leads.
 Refer to the department's web site for detailed information for all connectors.

All paper copies are uncontrolled. For optimum results, view the colour version at the EDS Web site:
<http://esr.gaydon.landrover.ford.com/eds/jlrcircuit>

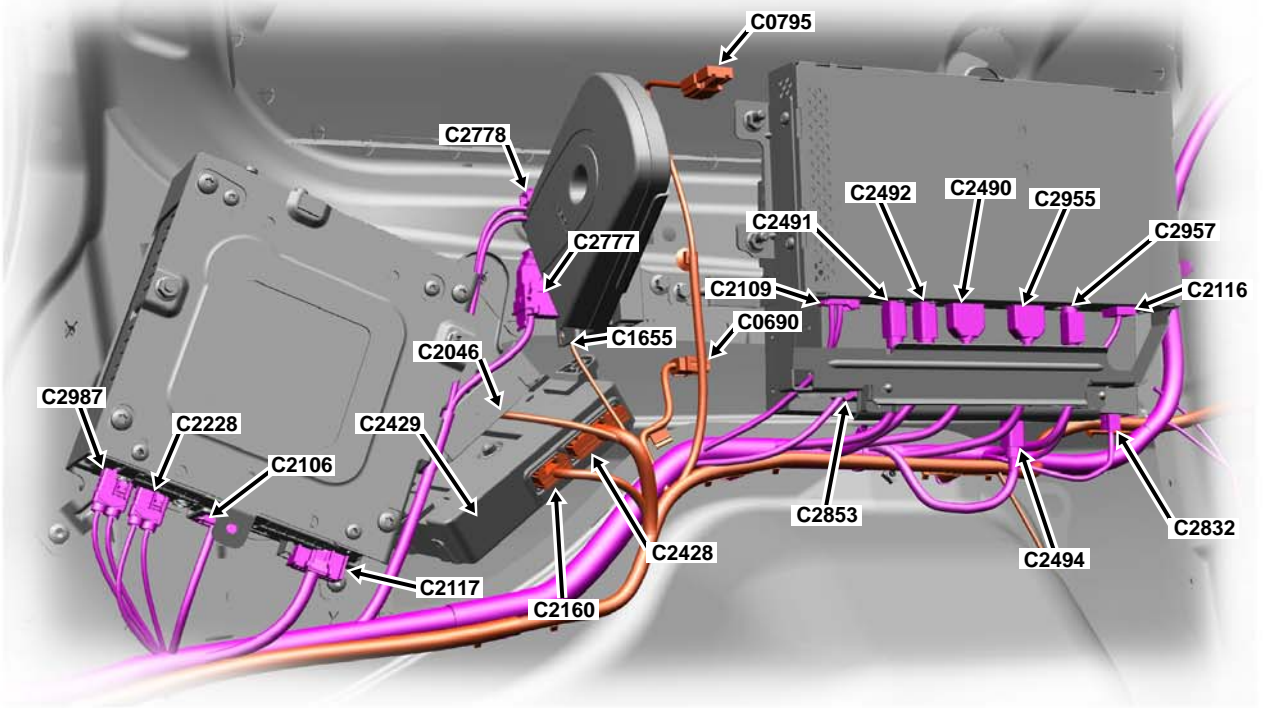


DETAIL B IP AND CENTRE CONSOLE

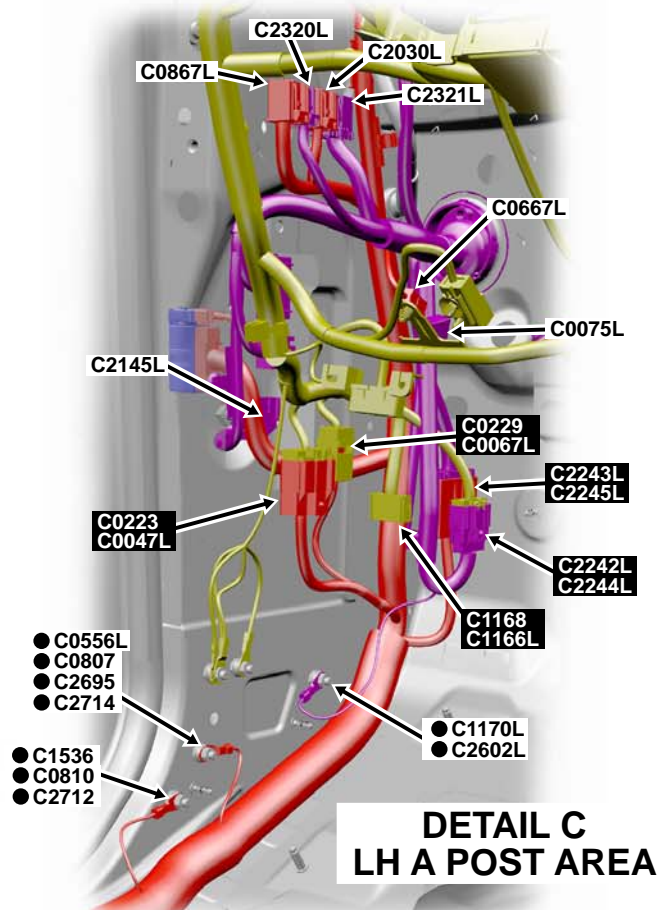


DETAIL A RH A POST AREA

DETAIL F REAR RH QUARTER



DETAIL C LH A POST AREA



- C2631
- C2626
- C2627
- C2628
- C0223, C0047L
- C1168, C1166L
- C0075L
- C0374
- C0040
- C0082
- C2209
- C1443
- C2453
- C3482
- C3481
- C1629
- C1656
- C3019
- C3023
- C0700
- C0868, C0903
- C2053, C2054
- C2790, C2791
- C3512, C3513
- C0074
- C0089
- C2616, C2620
- C3037, C3213, C3336
- C2180
- C2774, C2775
- C2730, C2971, C2969, C3275
- C1184, C1185
- C2658, C2639, C2640
- C2314, C2315
- C2754, C2755
- C2561, C3196
- C3528
- C1947
- C0229, C0067L
- C2243L, C2245L
- C0075L
- C2242L, C2244L
- C1168, C1166L
- C0556L, C0807, C2695, C2714
- C1170L, C2602L
- C1536, C0810, C2712
- C3211, C3207, C3203, C3092, C2980, C2976, C2972, C3205, C3201, C3209, C3090, C2978, C2974, C2868, C2729, C2970, C2968, C2667, C2248, C2249, C2615, C2617, C2577, C2618